

Strategy & Objective

The Dividend Growth Portfolio is a diversified portfolio (not a fund) of global equities, which we believe to be well positioned to outperform the wider equity market over the longer term. The portfolio has a bias towards developed market, large capitalisation stocks.

Portfolio Performance (GBP)^{1,2}

Return (%)	Annualised						
	S. Inception	5 Years	3 Years	1 Year	3 Month	1 Month	YTD
Dividend Growth Portfolio	11.8	9.8	4.9	-1.9	-8.3	8.4	-9.9
MSCI World	11.8	9.2	6.0	-0.5	-7.6	9.3	-7.7
Relative	0.0	0.6	-1.1	-1.4	-0.7	-0.9	-2.2

Risk (%)	Largest Drawdown	Volatility (Annualised)
Dividend Growth Portfolio	26.7	13.1
MSCI World	26.2	15.0

Market Commentary

Although much of the global economy remained in lockdown as a result of the coronavirus pandemic, April provided some relief for investors as global equity markets rebounded strongly from the March lows. Volatility remained high as uncertainty prevailed. The S&P 500, FTSE 100 and Euro STOXX were all up 12.8%, 4.3%, 5.4% respectively. Governments and central banks continued to introduce substantial stimulus measures to combat the negative effects of the coronavirus on their economies and improve investor confidence amid global recessionary fears. US West Texas Intermediate (WTI) Crude Oil Futures for delivery in May fell into negative territory for the first time ever due to fears that the country was running out of space to store the commodity. Brent Crude oil was down 10.7% over the month. In fixed income markets, the yields for the US, UK and German 10-year bonds decreased by 3, 13 and 12 basis points respectively. The pound was up 1.5% against the US dollar and 1.8% against the euro.

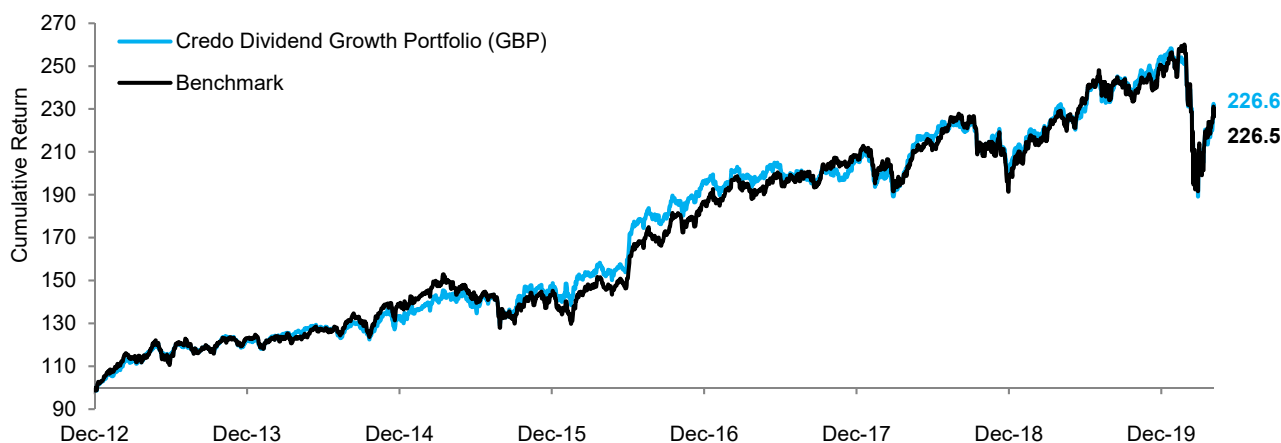
Key Contributors to Return

Flutter Entertainment's shares increased by 36.0% after the company announced better than expected results and that its merger with The Stars Group is due to complete earlier than scheduled. Crown Resorts' shares increased by 30.1% after the company disclosed that private equity firm, Blackstone, had acquired a 10% stake.

Key Detractors from Return

BP's shares declined by 9.0% along with the whole sector after investor concerns about oversupply and sinking demand pushed oil prices lower. Meggitt's shares declined by 3.8% after air traffic statistics signalled that the impact from the COVID-19 pandemic on aviation is worse and potentially more prolonged than originally expected.

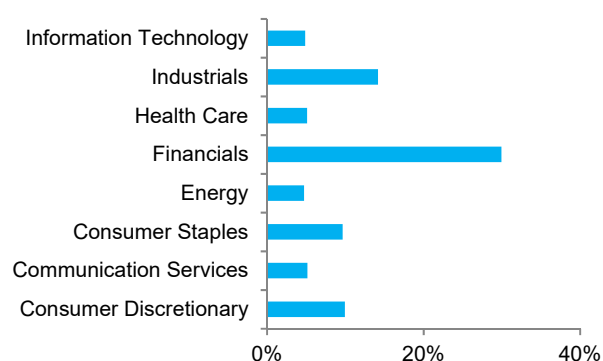
Performance Since Inception (28/12/2012)²



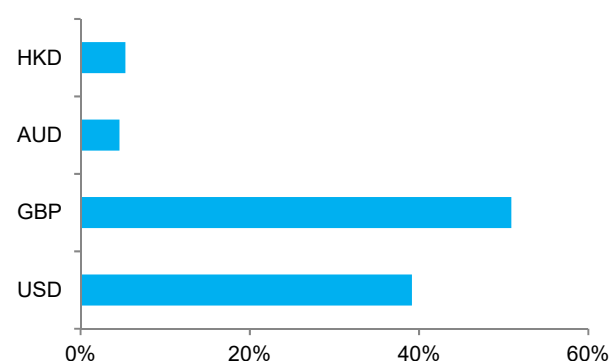
Sample Portfolio Statistics²

	Current Price	Trailing 12 Month P/E	12 Month Forward P/E	Dividend Yield
GlaxoSmithKline plc	1661p	14.0x	14.1x	4.8%
PepsiCo Inc	\$132.3	23.1x	24.0x	2.9%
Union Pacific Corp	\$159.8	18.5x	19.8x	2.4%
Total Portfolio Average		15.1x	15.4x	4.0%
MSCI World		18.8x	18.6x	2.6%

Sector Allocation



Currency Allocation



Investment Philosophy

Credo's investment philosophy is based on the following tenets:

- We believe that wealth is best created and preserved through patient and disciplined investing, with a focus on the long term
- We follow a value-based approach to investing
- We seek to invest in high quality companies that are attractively priced relative to their future business prospects
- We believe that the market's short-term focus creates opportunities for those willing to concentrate on underlying business performance
- We view risk as permanent losses of capital and not in terms of short-term volatility

Important Notice

This document has been created for information purposes only and has been compiled from sources believed to be reliable. None of Credo, its directors, officers or employees accepts liability for any loss arising from the use hereof or reliance hereon or for any act or omission by any such person or makes any representations as to its accuracy and completeness. This document does not constitute an offer or solicitation to invest, it is not advice or a personal recommendation nor does it take into account the particular investment objectives, financial situation or needs of individual clients and if you are interested in any of the information contained herein, it is recommended that you seek advice concerning suitability from your investment advisor. Investors are warned that past performance is not necessarily a guide to future performance, income is not guaranteed, share prices may go up or down and you may not get back the original capital invested. The value of your investment may also rise or fall due to changes in tax rates and rates of exchange if different to the currency in which you measure your wealth. Credo Capital Limited is authorised and regulated by the Financial Conduct Authority and is an Authorised Financial Services Provider; FSP No: 9757.

(1) Performance figures are based on a notional portfolio, denominated in pound sterling, designed to track the holdings of the Credo Dividend Growth Portfolio. Portfolio incorporates all additions and removals, rebalancing all holding to a 5% weighting in the process. Portfolio may not be fully invested at a point in time and therefore can hold a portion of assets in cash, which is assumed to be held in the relevant reporting currency of the portfolio. Portfolio and Benchmark performance is calculated before any fees and includes reinvested dividends net of withholding tax.

(2) Source: Bloomberg pricing as of 30/04/2020 close. All portfolio performance is calculated using Bloomberg PORT, rounded to 1 decimal place.

Strategy & Objective

The Dividend Growth Portfolio is a diversified portfolio (not a fund) of global equities, which we believe to be well positioned to outperform the wider equity market over the longer term. The portfolio has a bias towards developed market, large capitalisation stocks.

Portfolio Performance (USD)^{1,2}

Return (%)	Annualised						
	S. Inception	5 Years	3 Years	1 Year	3 Month	1 Month	YTD
Dividend Growth Portfolio	8.3	5.9	4.1	-4.7	-11.7	9.8	-13.6
MSCI World	8.1	4.9	5.0	-4.0	-11.9	10.9	-12.4
Relative	0.2	1.0	-0.9	-0.7	0.2	-1.1	-1.2

Risk (%)	Largest Drawdown	Volatility (Annualised)
Dividend Growth Portfolio	33.3	13.3
MSCI World	34.0	14.3

Market Commentary

Although much of the global economy remained in lockdown as a result of the coronavirus pandemic, April provided some relief for investors as global equity markets rebounded strongly from the March lows. Volatility remained high as uncertainty prevailed. The S&P 500, FTSE 100 and Euro STOXX were all up 12.8%, 4.3%, 5.4% respectively. Governments and central banks continued to introduce substantial stimulus measures to combat the negative effects of the coronavirus on their economies and improve investor confidence amid global recessionary fears. US West Texas Intermediate (WTI) Crude Oil Futures for delivery in May fell into negative territory for the first time ever due to fears that the country was running out of space to store the commodity. Brent Crude oil was down 10.7% over the month. In fixed income markets, the yields for the US, UK and German 10-year bonds decreased by 3, 13 and 12 basis points respectively. The pound was up 1.5% against the US dollar and 1.8% against the euro.

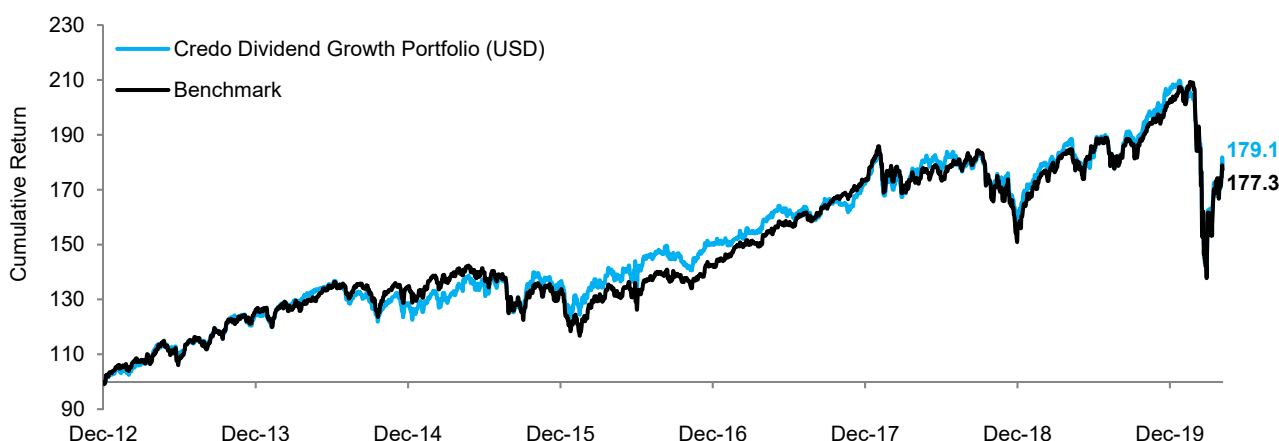
Key Contributors to Return

Flutter Entertainment's shares increased by 36.0% after the company announced better than expected results and that its merger with The Stars Group is due to complete earlier than scheduled. Crown Resorts' shares increased by 30.1% after the company disclosed that private equity firm, Blackstone, had acquired a 10% stake.

Key Detractors from Return

BP's shares declined by 9.0% along with the whole sector after investor concerns about oversupply and sinking demand pushed oil prices lower. Meggitt's shares declined by 3.8% after air traffic statistics signalled that the impact from the COVID-19 pandemic on aviation is worse and potentially more prolonged than originally expected.

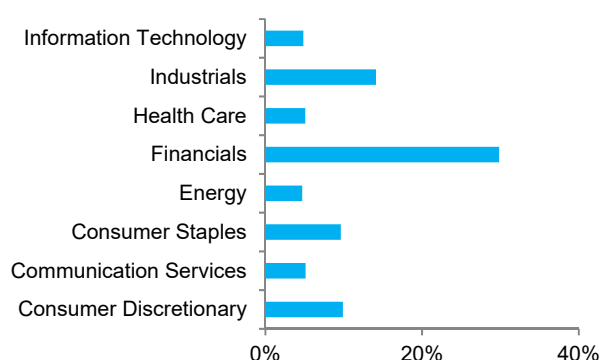
Performance Since Inception (28/12/2012)²



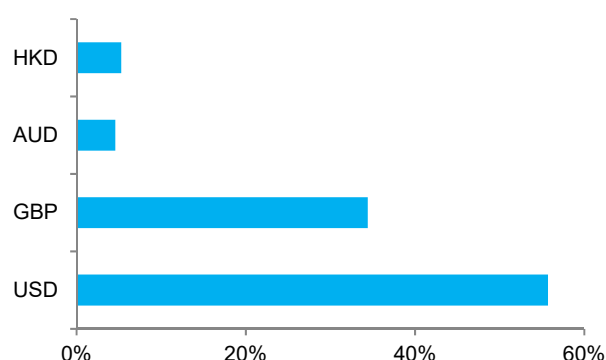
Sample Portfolio Statistics²

	Current Price	Trailing 12 Month P/E	12 Month Forward P/E	Dividend Yield
GlaxoSmithKline plc	1661p	14.0x	14.1x	4.8%
PepsiCo Inc	\$132.3	23.1x	24.0x	2.9%
Union Pacific Corp	\$159.8	18.5x	19.8x	2.4%
Total Portfolio Average		15.1x	15.3x	4.0%
MSCI World		18.8x	18.6x	2.6%

Sector Allocation



Currency Allocation



Investment Philosophy

Credo's investment philosophy is based on the following tenets:

- We believe that wealth is best created and preserved through patient and disciplined investing, with a focus on the long term
- We follow a value-based approach to investing
- We seek to invest in high quality companies that are attractively priced relative to their future business prospects
- We believe that the market's short-term focus creates opportunities for those willing to concentrate on underlying business performance
- We view risk as permanent losses of capital and not in terms of short-term volatility

Important Notice

This document has been created for information purposes only and has been compiled from sources believed to be reliable. None of Credo, its directors, officers or employees accepts liability for any loss arising from the use hereof or reliance hereon or for any act or omission by any such person or makes any representations as to its accuracy and completeness. This document does not constitute an offer or solicitation to invest, it is not advice or a personal recommendation nor does it take into account the particular investment objectives, financial situation or needs of individual clients and if you are interested in any of the information contained herein, it is recommended that you seek advice concerning suitability from your investment advisor. Investors are warned that past performance is not necessarily a guide to future performance, income is not guaranteed, share prices may go up or down and you may not get back the original capital invested. The value of your investment may also rise or fall due to changes in tax rates and rates of exchange if different to the currency in which you measure your wealth. Credo Capital Limited is authorised and regulated by the Financial Conduct Authority and is an Authorised Financial Services Provider; FSP No: 9757.

(1) Performance figures are based on a notional portfolio, denominated in US dollar, designed to track the holdings of the Credo Dividend Growth Portfolio. Portfolio incorporates all additions and removals, rebalancing all holding to a 5% weighting in the process. Portfolio may not be fully invested at a point in time and therefore can hold a portion of assets in cash, which is assumed to be held in the relevant reporting currency of the portfolio. Portfolio and Benchmark performance is calculated before any fees and includes reinvested dividends net of withholding tax.

(2) Source: Bloomberg pricing as of 30/04/2020 close. All portfolio performance is calculated using Bloomberg PORT, rounded to 1 decimal place.