

Strategy & Objective

The Best Ideas Portfolio is a diversified portfolio (not a fund) of global equities, which we believe to be well positioned to outperform the wider equity market over the longer term. The portfolio has a bias towards developed market, large capitalisation stocks.

Portfolio Performance (GBP)^{1,2}

Return (%)	Annualised			1 Year	3 Months	1 Month	YTD
	S. Inception	5 Years	3 Years				
Best Ideas Portfolio	12.9	13.4	14.0	12.8	7.2	1.2	1.2
MSCI World	12.1	14.2	14.0	11.5	2.0	0.4	0.4
Relative	0.8	-0.8	0.0	1.3	5.2	0.8	0.8

Risk (%)	Largest Drawdown	Volatility (Annualised)
Best Ideas Portfolio	17.3	12.0
MSCI World	19.0	12.6

Market Commentary

January saw mixed returns across global equity markets. In the US, the S&P 500 had a strong month as it rose 5.7%. This was during a month where Federal Reserve chair Janet Yellen held her final meeting before she hands over to successor Jerome Powell in early February. In contrast, the broad index for UK stocks - the FTSE All Share - fell 1.9% as pound sterling strengthened against all major trading partners, rising 5.0% relative to the US dollar and 1.5% relative to the euro. Elsewhere in Europe, the Euro STOXX 50 rose 3.1%. In fixed income, following a year that saw a significant flattening of the US yield curve, 2018 began with a slight steepening and increase in level as rates across the maturity spectrum rose. Focusing on 10-year rates, US Treasuries finished the month at 2.7%, while UK Gilts and German Bunds rose to 1.5% and 0.7% respectively.

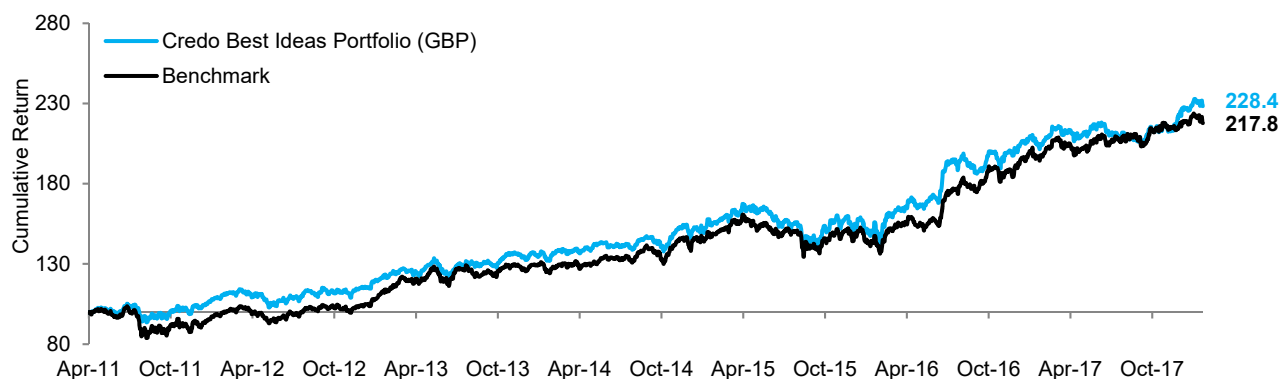
Key Contributors to Return

HCA Healthcare's shares increased by 15.2% after reporting strong fourth quarter numbers driven by the flu season alongside a large benefit from tax reform legislation. Las Vegas Sands' shares increased by 11.6% after reporting strong growth and profit numbers for Macau.

Key Detractors from Return

Imperial Brands' shares declined by 8.5% after news that the French anti-trust authorities had raided their offices in France. Merlin Entertainments' shares declined by 7.0% after the UK Office for National Statistics reported a slowdown in the number of overseas visitors in the third quarter of 2017.

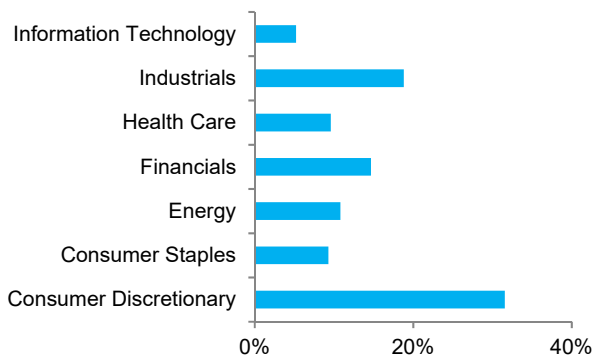
Performance Since Inception (14/04/2011)²



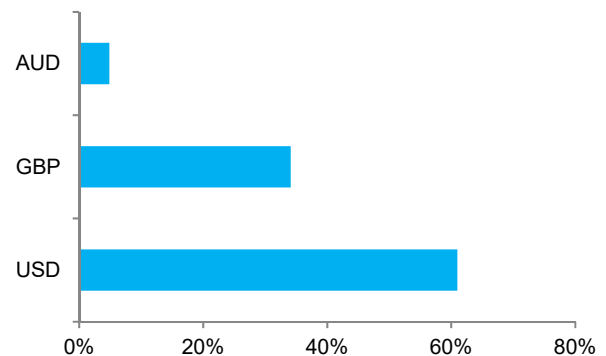
Sample Portfolio Statistics²

	Current Price	Trailing 12 Month P/E	12 Month Forward P/E	Dividend Yield
AutoZone Inc	\$765.4	16.8x	14.6x	0.0%
Babcock Intl Group plc	686p	10.7x	8.0x	4.2%
Microsoft Corp	\$95.0	27.1x	26.0x	1.8%
Total Portfolio Average		19.1x	16.0x	2.8%
MSCI World		22.4x	16.8x	2.3%

Sector Allocation



Currency Allocation



Investment Philosophy

Credo's investment philosophy is based on the following tenets:

- We believe wealth is created and preserved by following a patient and disciplined investment strategy that is focused on the long-term.
- We follow a value-based approach to investing.
- We strive to identify matters of strategic importance and focus on methodologies that have proven to be robust through a variety of market cycles, rather than fixating on short-term news-flow and forecasts.
- We aim to minimise turnover in our portfolios and apply our minds when considering transaction size in an attempt to limit transaction costs.
- We view risk as permanent losses of capital and not in terms of short-term volatility.

Important Notice

This document has been created for information purposes only and has been compiled from sources believed to be reliable. None of Credo, its directors, officers or employees accepts liability for any loss arising from the use hereof or reliance hereon or for any act or omission by any such person, or makes any representations as to its accuracy and completeness. This document does not constitute an offer or solicitation to invest, it is not advice or a personal recommendation nor does it take into account the particular investment objectives, financial situation or needs of individual clients and if you are interested in any of the information contained herein, it is recommended that you seek advice concerning suitability from your investment advisor. Investors are warned that past performance is not necessarily a guide to future performance, income is not guaranteed, share prices may go up or down and you may not get back the original capital invested. The value of your investment may also rise or fall due to changes in tax rates and rates of exchange if different to the currency in which you measure your wealth. Credo Capital plc is authorised and regulated by the Financial Conduct Authority and is an Authorised Financial Services Provider; FSP No: 9757.

(1) Performance figures are based on a notional portfolio, denominated in pound sterling, designed to track the holdings of the Credo Best Ideas Portfolio. Portfolio incorporates all additions and removals, rebalancing all holdings to a 5% weighting in the process. Portfolio may not be fully invested at a point in time and therefore can hold a portion of assets in cash, which is assumed to be held in the relevant reporting currency of the portfolio. Portfolio and Benchmark performance is calculated before any fees and includes reinvested dividends net of withholding tax.

(2) Source: Bloomberg pricing as of 31/01/2018 close. All portfolio performance is calculated using Bloomberg PORT, rounded to 1 decimal place.

Strategy & Objective

The Best Ideas Portfolio is a diversified portfolio (not a fund) of global equities, which we believe to be well positioned to outperform the wider equity market over the longer term. The portfolio has a bias towards developed market, large capitalisation stocks.

Portfolio Performance (USD)^{1,2}

Return (%)	Annualised						
	S. Inception	5 Years	3 Years	1 Year	3 Months	1 Month	YTD
Best Ideas Portfolio	10.9	11.1	12.0	27.3	14.5	6.2	6.2
MSCI World	9.9	11.7	11.8	25.8	9.0	5.3	5.3
Relative	1.0	-0.6	0.2	1.5	5.5	0.9	0.9

Risk (%)	Largest Drawdown	Volatility (Annualised)
Best Ideas Portfolio	19.3	12.5
MSCI World	22.0	12.8

Market Commentary

January saw mixed returns across global equity markets. In the US, the S&P 500 had a strong month as it rose 5.7%. This was during a month where Federal Reserve chair Janet Yellen held her final meeting before she hands over to successor Jerome Powell in early February. In contrast, the broad index for UK stocks - the FTSE All Share - fell 1.9% as pound sterling strengthened against all major trading partners, rising 5.0% relative to the US dollar and 1.5% relative to the euro. Elsewhere in Europe, the Euro STOXX 50 rose 3.1%. In fixed income, following a year that saw a significant flattening of the US yield curve, 2018 began with a slight steepening and increase in level as rates across the maturity spectrum rose. Focusing on 10-year rates, US Treasuries finished the month at 2.7%, while UK Gilts and German Bunds rose to 1.5% and 0.7% respectively.

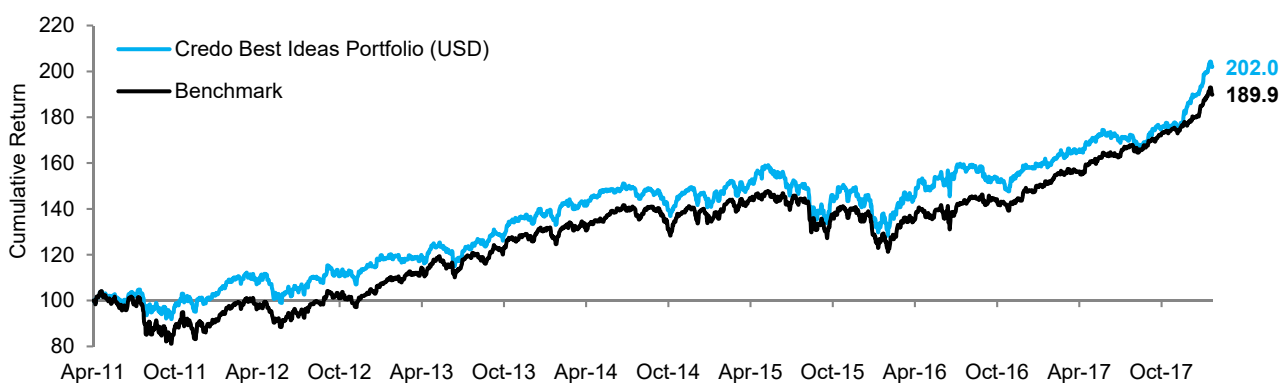
Key Contributors to Return

HCA Healthcare's shares increased by 15.2% after reporting strong fourth quarter numbers driven by the flu season alongside a large benefit from tax reform legislation. Las Vegas Sands' shares increased by 11.6% after reporting strong growth and profit numbers for Macau.

Key Detractors from Return

Imperial Brands' shares declined by 8.5% after news that the French anti-trust authorities had raided their offices in France. Merlin Entertainments' shares declined by 7.0% after the UK Office for National Statistics reported a slowdown in the number of overseas visitors in the third quarter of 2017.

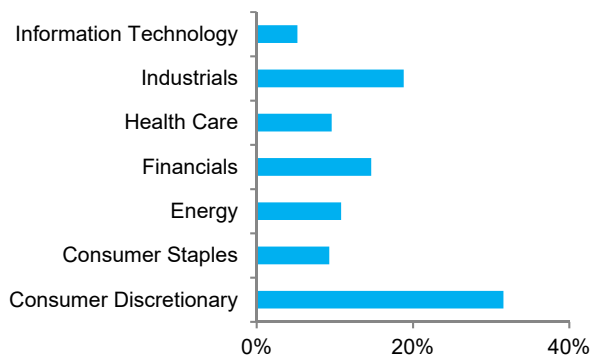
Performance Since Inception (14/04/2011)²



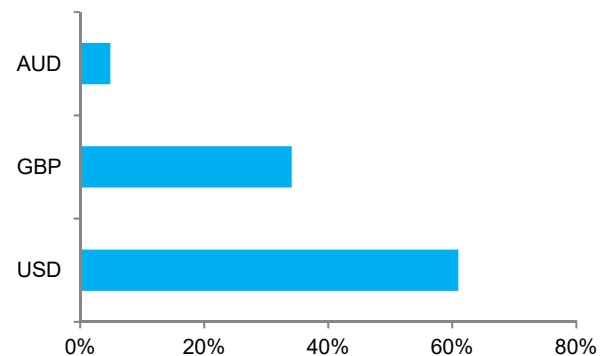
Sample Portfolio Statistics²

	Current Price	Trailing 12 Month P/E	12 Month Forward P/E	Dividend Yield
AutoZone Inc	\$765.4	16.8x	14.6x	0.0%
Babcock Intl Group plc	686p	10.7x	8.0x	4.2%
Microsoft Corp	\$95.0	27.1x	26.0x	1.8%
Total Portfolio Average		19.1x	16.0x	2.8%
MSCI World		22.4x	16.8x	2.3%

Sector Allocation



Currency Allocation



Investment Philosophy

Credo's investment philosophy is based on the following tenets:

- We believe wealth is created and preserved by following a patient and disciplined investment strategy that is focused on the long-term.
- We follow a value-based approach to investing.
- We strive to identify matters of strategic importance and focus on methodologies that have proven to be robust through a variety of market cycles, rather than fixating on short-term news-flow and forecasts.
- We aim to minimise turnover in our portfolios and apply our minds when considering transaction size in an attempt to limit transaction costs.
- We view risk as permanent losses of capital and not in terms of short-term volatility.

Important Notice

This document has been created for information purposes only and has been compiled from sources believed to be reliable. None of Credo, its directors, officers or employees accepts liability for any loss arising from the use hereof or reliance hereon or for any act or omission by any such person, or makes any representations as to its accuracy and completeness. This document does not constitute an offer or solicitation to invest, it is not advice or a personal recommendation nor does it take into account the particular investment objectives, financial situation or needs of individual clients and if you are interested in any of the information contained herein, it is recommended that you seek advice concerning suitability from your investment advisor. Investors are warned that past performance is not necessarily a guide to future performance, income is not guaranteed, share prices may go up or down and you may not get back the original capital invested. The value of your investment may also rise or fall due to changes in tax rates and rates of exchange if different to the currency in which you measure your wealth. Credo Capital plc is authorised and regulated by the Financial Conduct Authority and is an Authorised Financial Services Provider; FSP No: 9757.

(1) Performance figures are based on a notional portfolio, denominated in US dollar, designed to track the holdings of the Credo Best Ideas Portfolio. Portfolio incorporates all additions and removals, rebalancing all holding to a 5% weighting in the process. Portfolio may not be fully invested at a point in time and therefore can hold a portion of assets in cash, which is assumed to be held in the relevant reporting currency of the portfolio. Portfolio and Benchmark performance is calculated before any fees and includes reinvested dividends net of withholding tax.

(2) Source: Bloomberg pricing as of 31/01/2018 close. All portfolio performance is calculated using Bloomberg PORT, rounded to 1 decimal