

Strategy & Objective

The Credo Multi-Asset Portfolios provide investors with diversified exposure to global assets through mutual funds and ETFs. The portfolios apply Credo's value orientated investment philosophy across asset classes with the aim of providing long term exposure to both traditional and alternative assets. The 70/30 portfolio has a strategic asset allocation consisting of 70% in equities and 30% in all other asset classes – the actual portfolio allocation at any point in time will reflect tactical positioning based on prevailing investment opportunities.

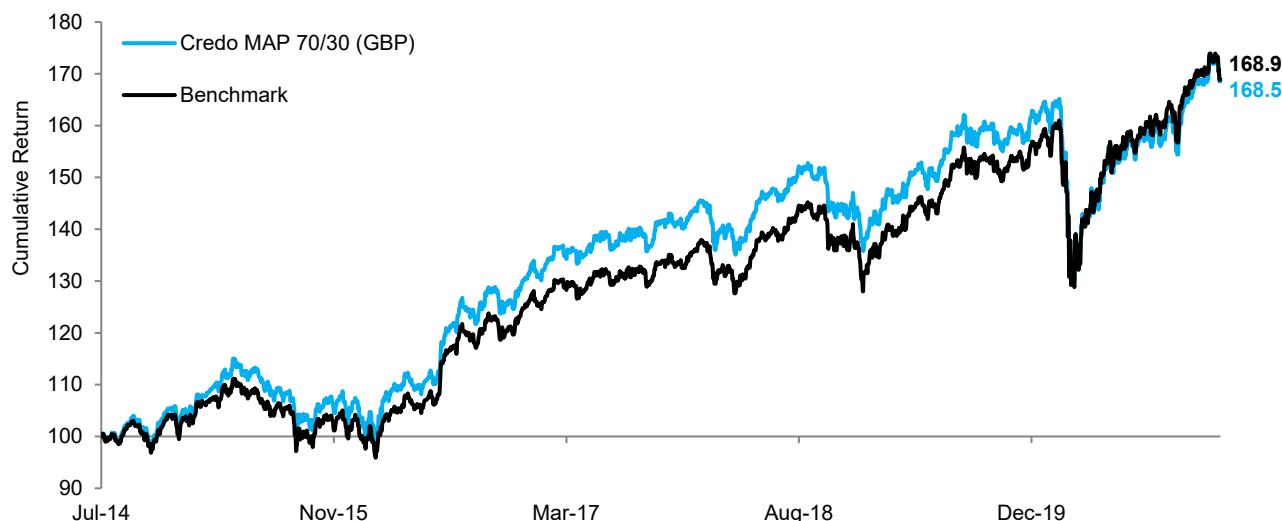
Portfolio Performance (GBP)¹

Return (%)	Annualised						
	S. Inception	5 Years	3 Years	1 Year	3 Month	1 Month	YTD
Multi Asset - 70/30	8.2	10.0	5.8	6.2	9.1	0.1	0.1
Benchmark²	8.3	10.6	7.8	9.5	7.7	-0.8	-0.8
Relative	-0.1	-0.6	-2.0	-3.3	1.4	0.9	0.9

Market Commentary

After a bright start to the year, most US and European equity markets performed poorly in January, with the S&P 500, FTSE 100 and Euro STOXX 50 down 1.0%, 0.8% and 1.8% respectively. Optimism relating to the vaccine rollout waned as new coronavirus strains were discovered and concerns over the ongoing economic impact of continued restrictions took hold. In the US, the Democrats won control of the Senate, giving them control over both houses of Congress. President Biden's new administration announced their plans for a new USD 1.9 trillion stimulus package, the 'American Rescue Plan'. Brent Crude oil was up 6.3% over the month, as Saudi Arabia agreed to cut its oil production as the coronavirus forced economies back into further lockdowns. The yields on UK, US and German 10-year bonds increased by 13, 15, 5 basis points respectively. The pound was up 0.3% against the US dollar and 0.9% against the euro.

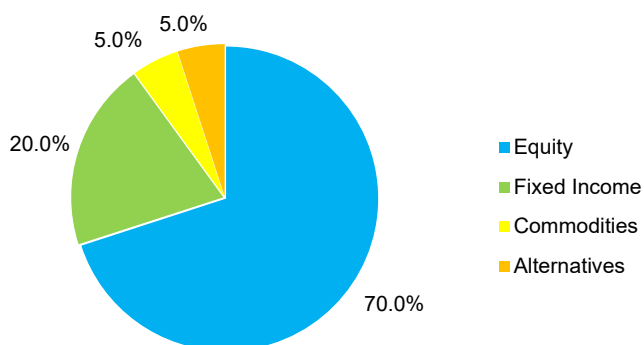
Performance Since Inception (01/07/2014)³



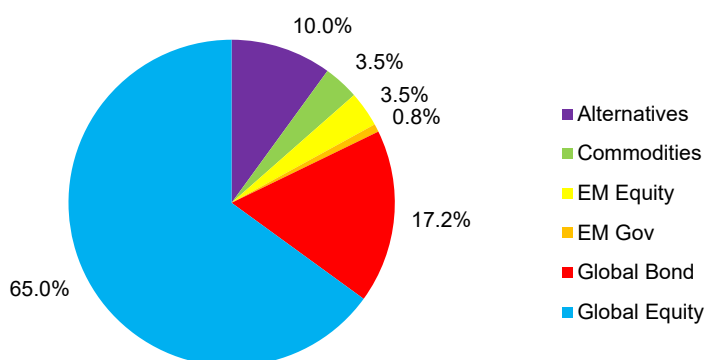
Sample Holdings

	TER (%)	Weight (%)
TOBAM MDP World equity	0.80	6.0
Dimensional Global Targeted Value	0.56	7.9
L&G Longer Dated Commodities	0.30	3.5
VanEck Global Equal Weight	0.20	12.2
iShares Global Agg Bond GBP hedged	0.10	8.6
Total		38.2

Strategic Asset Allocation



Fund Allocation



Important Notice

This document has been created for information purposes only and has been compiled from sources believed to be reliable. None of Credo, its directors, officers or employees accepts liability for any loss arising from the use hereof or reliance hereon or for any act or omission by any such person, or makes any representations as to its accuracy and completeness. This document does not constitute an offer or solicitation to invest, it is not advice or a personal recommendation nor does it take into account the particular investment objectives, financial situation or needs of individual clients and if you are interested in any of the information contained herein, it is recommended that you seek advice concerning suitability from your investment advisor. Investors are warned that past performance is not necessarily a guide to future performance, income is not guaranteed, share prices may go up or down and you may not get back the original capital invested. The value of your investment may also rise or fall due to changes in tax rates and rates of exchange if different to the currency in which you measure your wealth. Credo Capital Limited is authorised and regulated by the Financial Conduct Authority in the United Kingdom, FRN 192204; is an Authorised Financial Services Provider in South Africa; FSP No: 9757 and is a member of the London Stock Exchange. The Model Portfolio performance has been prepared by Credo – it represents Model Portfolios which are available on the Credo Platform. Please note that the funds, fund share classes and asset allocation may be slightly different on other platforms and therefore actual performance on these platforms may vary from the performance shown.

- (1) Performance figures are based on a notional portfolio, denominated in pound sterling, designed to track the holdings of the Credo Multi-Asset 70/30 Portfolio. Portfolio incorporates all additions and removals. Portfolio may not be fully invested at a point in time and therefore can hold a portion of assets in cash. Performance is calculated before any Credo fees (which can vary depending on the level of service) but after all underlying fund costs.
- (2) Benchmark comprised of 70% Morningstar Developed Markets NTR, 20% Bloomberg Barclays Global-Aggregate GBP Hedged, 5% Bloomberg Commodities TR, 5% GBP Cash.
- (3) Source: Bloomberg pricing as of 31/01/2021 close. All portfolio performance is calculated using Bloomberg PORT.

Strategy & Objective

The Credo Multi-Asset Portfolios provide investors with diversified exposure to global assets through mutual funds and ETFs. The portfolios apply Credo's value orientated investment philosophy across asset classes with the aim of providing long term exposure to both traditional and alternative assets. The 70/30 portfolio has a strategic asset allocation consisting of 70% in equities and 30% in all other asset classes – the actual portfolio allocation at any point in time will reflect tactical positioning based on prevailing investment opportunities.

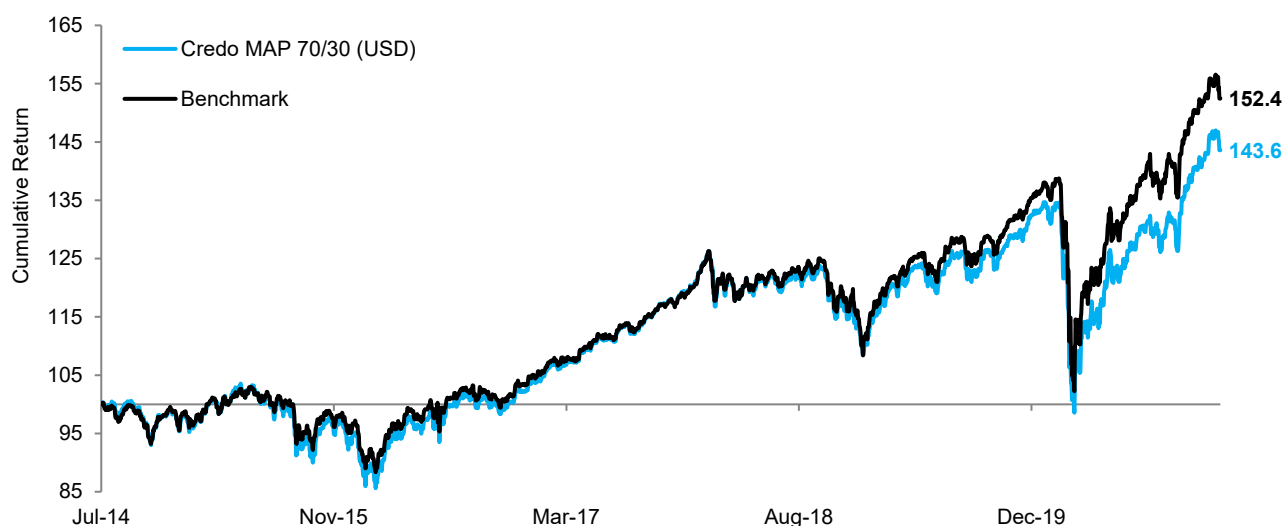
Portfolio Performance (USD)¹

Return (%)	Annualised						
	S. Inception	5 Years	3 Years	1 Year	3 Month	1 Month	YTD
Multi Asset - 70/30	5.6	9.9	4.8	9.6	13.7	0.4	0.4
Benchmark²	6.6	10.6	6.9	12.9	12.5	-0.5	-0.5
Relative	-1.0	-0.7	-2.1	-3.3	1.2	0.9	0.9

Market Commentary

After a bright start to the year, most US and European equity markets performed poorly in January, with the S&P 500, FTSE 100 and Euro STOXX 50 down 1.0%, 0.8% and 1.8% respectively. Optimism relating to the vaccine rollout waned as new coronavirus strains were discovered and concerns over the ongoing economic impact of continued restrictions took hold. In the US, the Democrats won control of the Senate, giving them control over both houses of Congress. President Biden's new administration announced their plans for a new USD 1.9 trillion stimulus package, the 'American Rescue Plan'. Brent Crude oil was up 6.3% over the month, as Saudi Arabia agreed to cut its oil production as the coronavirus forced economies back into further lockdowns. The yields on UK, US and German 10-year bonds increased by 13, 15, 5 basis points respectively. The pound was up 0.3% against the US dollar and 0.9% against the euro.

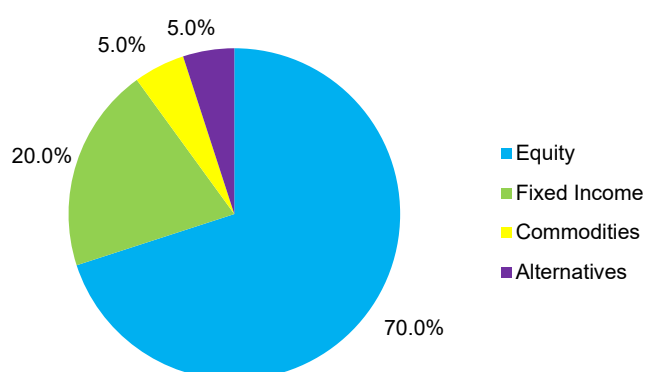
Performance Since Inception (01/07/2014)³



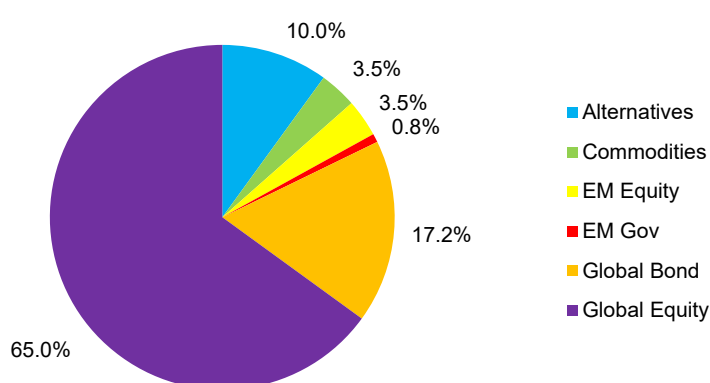
Sample Holdings

	TER (%)	Weight (%)
TOBAM MDP World equity	0.81	6.0
Dimensional Global Targeted Value	0.56	7.9
L&G Longer Dated Commodities	0.30	3.5
VanEck Global Equal Weight	0.20	12.3
iShares Global Agg Bond USD hedged	0.10	8.6
Total		38.2

Strategic Asset Allocation



Fund Allocation



Important Notice

This document has been created for information purposes only and has been compiled from sources believed to be reliable. None of Credo, its directors, officers or employees accepts liability for any loss arising from the use hereof or reliance hereon or for any act or omission by any such person, or makes any representations as to its accuracy and completeness. This document does not constitute an offer or solicitation to invest, it is not advice or a personal recommendation nor does it take into account the particular investment objectives, financial situation or needs of individual clients and if you are interested in any of the information contained herein, it is recommended that you seek advice concerning suitability from your investment advisor. Investors are warned that past performance is not necessarily a guide to future performance, income is not guaranteed, share prices may go up or down and you may not get back the original capital invested. The value of your investment may also rise or fall due to changes in tax rates and rates of exchange if different to the currency in which you measure your wealth. Credo Capital Limited is authorised and regulated by the Financial Conduct Authority in the United Kingdom, FRN 192204; is an Authorised Financial Services Provider in South Africa; FSP No: 9757 and is a member of the London Stock Exchange. The Model Portfolio performance has been prepared by Credo – it represents Model Portfolios which are available on the Credo Platform. Please note that the funds, fund share classes and asset allocation may be slightly different on other platforms and therefore actual performance on these platforms may vary from the performance shown.

- (1) Performance figures are based on a notional portfolio, denominated in US dollar, designed to track the holdings of the Credo Multi-Asset 70/30 Portfolio. Portfolio incorporates all additions and removals. Portfolio may not be fully invested at a point in time and therefore can hold a portion of assets in cash. Performance is calculated before any Credo fees (which can vary depending on the level of service) but after all underlying fund costs.
- (2) Benchmark comprised of 70% Morningstar Developed Markets NTR, 20% Bloomberg Barclays Global-Aggregate USD Hedged, 5% Bloomberg Commodities TR, 5% USD Cash.
- (3) Source: Bloomberg pricing as of 31/01/2021 close. All portfolio performance is calculated using Bloomberg PORT.