

## Strategy & Objective

The Credo Multi-Asset Portfolios provide investors with diversified exposure to global assets through mutual funds and ETFs. The portfolios apply Credo's value orientated investment philosophy across asset classes with the aim of providing long term exposure to both traditional and alternative assets. The 70/30 portfolio has a strategic asset allocation consisting of 70% in equities and 30% in all other asset classes – the actual portfolio allocation at any point in time will reflect tactical positioning based on prevailing investment opportunities.

## Portfolio Performance (GBP)<sup>1</sup>

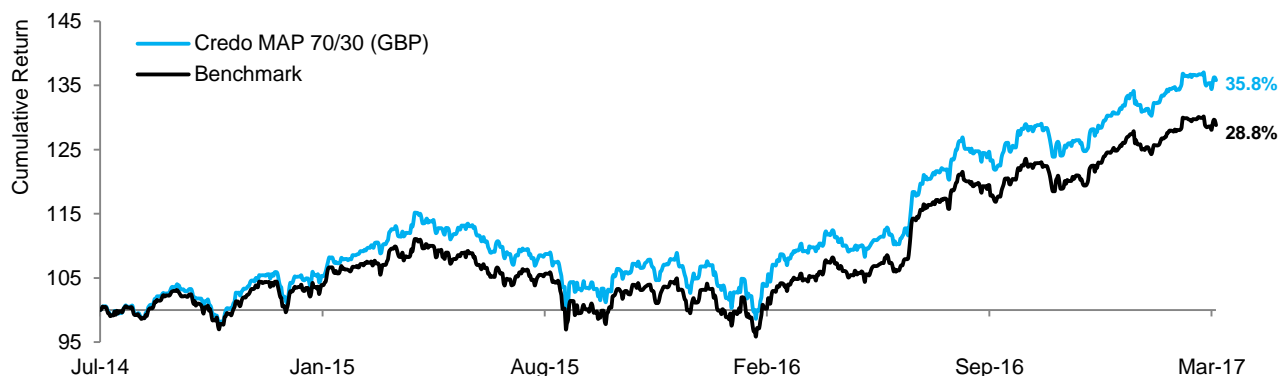
Return (%)	YTD	1 Month	3 Month	1 Year	Annualised
					S. Inception
<b>Multi Asset - 70/30</b>	4.0	0.5	4.0	23.7	11.8
<b>Benchmark<sup>2</sup></b>	3.2	0.3	3.2	22.5	9.6
<b>Relative</b>	0.8	0.2	0.8	1.2	2.1

Risk	Largest Drawdown (%)	Volatility (Annualised %)	Sharpe Ratio
<b>Multi Asset - 70/30</b>	14.4	9.7	1.1
<b>Benchmark<sup>2</sup></b>	13.7	9.2	0.9

## Market Commentary

After President Trump delivered a “presidential” first address to congress, he subsequently failed to unite the Republican Party in a bid to push through his healthcare bill, raising uncertainty over future tax reform and infrastructure investment. All the while US equity markets, after peaking on the first day of the month, pared gains with the DJIA finishing -0.6% down. The month also saw a number of geopolitical events in Europe, with the Dutch election result rejecting anti-EU populism, and PM May initiating the UK's exit from Europe through the triggering of Article 50. Local equity markets still ended the period in positive territory, with Euro STOXX 50 and FTSE 100 finishing the month 5.7% and 1.1% higher respectively. In fixed income, the Fed raised rates for the second time in 3 months, and whilst US 10-year Treasury yields rose initially, they finished the month where they started on 2.39%. Elsewhere, UK 10-year gilt yields fell 1bps to 1.14% and German 10-year bunds rose 12bps to 0.33%.

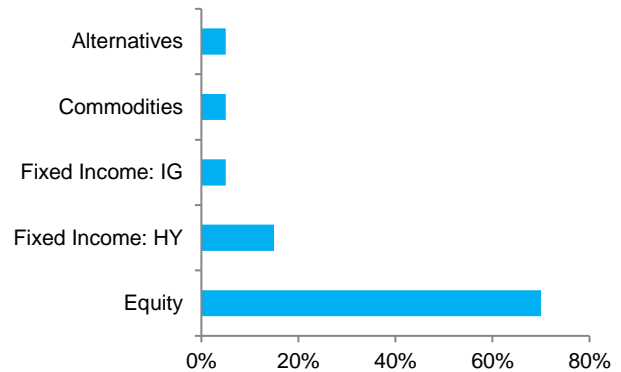
## Performance Since Inception (02/07/2014)<sup>4</sup>



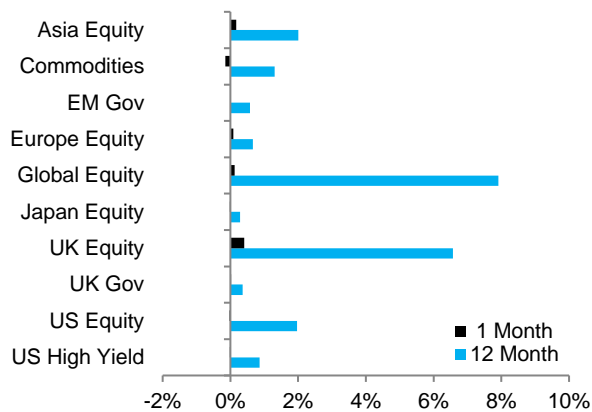
## Sample Holdings

	Weight (%)
AQR Global Defensive Equity	4.5%
Dimensional Global Targeted Value	4.9%
DB X-trackers FTSE 100 Equal Weight	13.4%
Hermes Asia ex Japan	5.6%
Ossiam STOXX 600 Equal Weight	2.7%
<b>Total</b>	<b>31.1%</b>

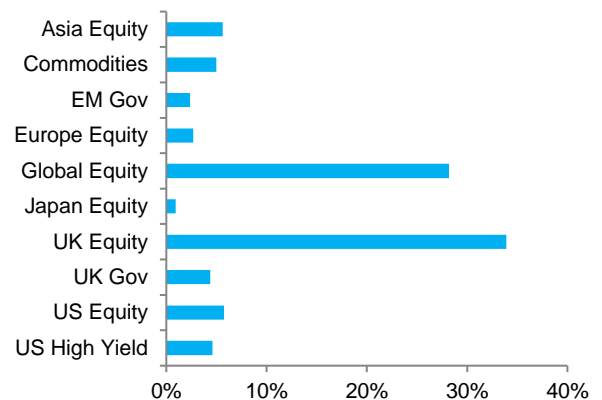
## Strategic Asset Allocation



## Performance of Underlying Funds<sup>4</sup>



## Fund Allocation



## Important Notice

This document has been created for information purposes only and has been compiled from sources believed to be reliable. None of Credo, its directors, officers or employees accepts liability for any loss arising from the use hereof or reliance hereon or for any act or omission by any such person, or makes any representations as to its accuracy and completeness. This document does not constitute an offer or solicitation to invest, it is not advice or a personal recommendation nor does it take into account the particular investment objectives, financial situation or needs of individual clients and if you are interested in any of the information contained herein, it is recommended that you seek advice concerning suitability from your investment advisor. Investors are warned that past performance is not necessarily a guide to future performance, income is not guaranteed, share prices may go up or down and you may not get back the original capital invested. The value of your investment may also rise or fall due to changes in tax rates and rates of exchange if different to the currency in which you measure your wealth. Credo Capital plc is authorised and regulated by the Financial Conduct Authority and is an Authorised Financial Services Provider; FSP No: 9757.

(1) Performance figures are based on a notional portfolio, denominated in pound sterling, designed to track the holdings of the Credo Multi-Asset 70/30 Portfolio. Portfolio incorporates all additions and removals. Portfolio may not be fully invested at a point in time and therefore can hold a portion of assets in cash. Performance is calculated before any fees (which can vary depending on the level of service).

(2) Benchmark comprised of 35% MSCI UK NTR, 35% MSCI World NTR, 15% iBoxx GBP Corporates TR, 5% iBoxx GBP Gilts TR, 5% Bloomberg Commodities TR, 5% GBP Cash.

(3) Figures represent portfolio volatility, calculated using daily return data, annualised.

(4) Source: Bloomberg pricing as of 31/03/2017 close. All portfolio performance is calculated using Bloomberg PORT.

## Strategy & Objective

The Credo Multi-Asset Portfolios provide investors with diversified exposure to global assets through mutual funds and ETFs. The portfolios apply Credo's value orientated investment philosophy across asset classes with the aim of providing long term exposure to both traditional and alternative assets. The 70/30 portfolio has a strategic asset allocation consisting of 70% in equities and 30% in all other asset classes – the actual portfolio allocation at any point in time will reflect tactical positioning based on prevailing investment opportunities.

## Portfolio Performance (USD)<sup>1</sup>

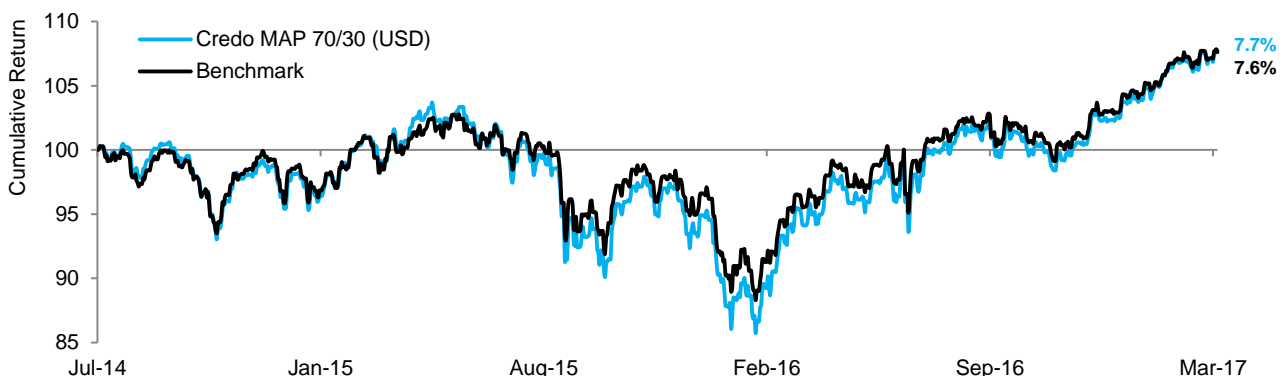
Return (%)	YTD	1 Month	3 Month	1 Year	Annualised
					S. Inception
<b>Multi Asset - 70/30</b>	5.0	0.7	5.0	12.5	2.7
<b>Benchmark<sup>2</sup></b>	4.6	0.6	4.6	11.2	2.7
<b>Relative</b>	0.4	0.1	0.4	1.3	0.0

Risk	Largest Drawdown (%)	Volatility (Annualised %)	Sharpe Ratio
<b>Multi Asset - 70/30</b>	17.3	9.4	0.1
<b>Benchmark<sup>2</sup></b>	14.1	8.4	0.2

## Market Commentary

After President Trump delivered a “presidential” first address to congress, he subsequently failed to unite the Republican Party in a bid to push through his healthcare bill, raising uncertainty over future tax reform and infrastructure investment. All the while US equity markets, after peaking on the first day of the month, pared gains with the DJIA finishing -0.6% down. The month also saw a number of geopolitical events in Europe, with the Dutch election result rejecting anti-EU populism, and PM May initiating the UK's exit from Europe through the triggering of Article 50. Local equity markets still ended the period in positive territory, with Euro STOXX 50 and FTSE 100 finishing the month 5.7% and 1.1% higher respectively. In fixed income, the Fed raised rates for the second time in 3 months, and whilst US 10-year Treasury yields rose initially, they finished the month where they started on 2.39%. Elsewhere, UK 10-year gilt yields fell 1bps to 1.14% and German 10-year bunds rose 12bps to 0.33%.

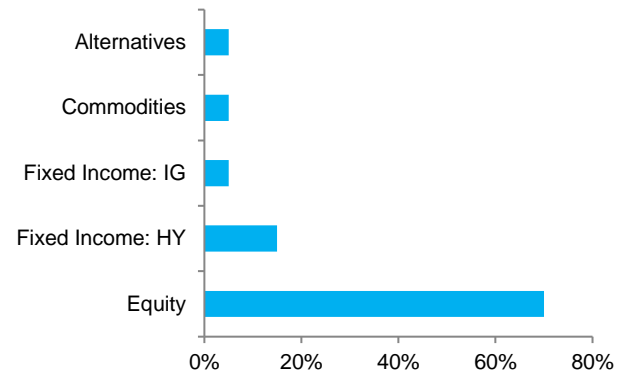
## Performance Since Inception (02/07/2014)<sup>4</sup>



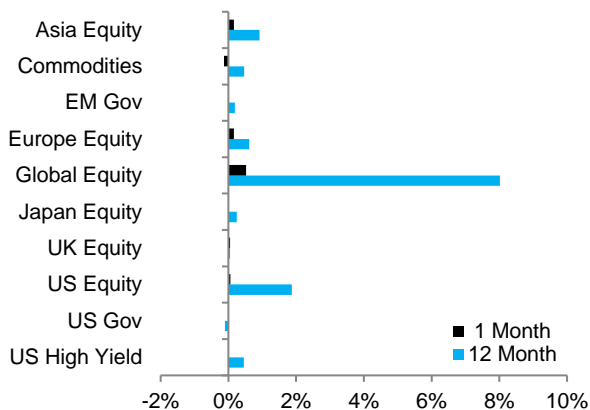
## Sample Holdings

	Weight (%)
AQR Global Defensive Equity	8.5%
Dimensional Global Targeted Value	9.4%
DB X-trackers S&P500 Equal Weight	11.0%
Hermes Asia ex Japan	5.3%
iShares MSCI World	20.5%
<b>Total</b>	<b>54.8%</b>

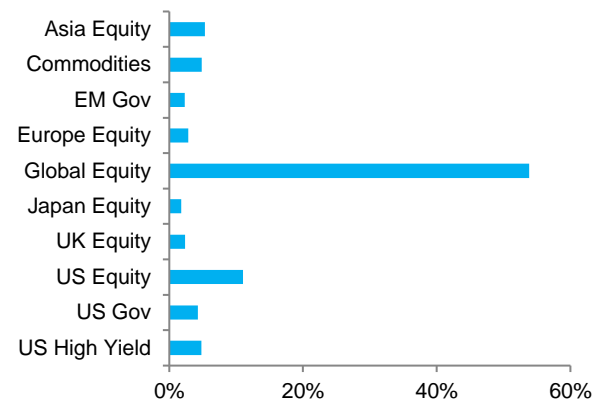
## Strategic Asset Allocation



## Performance of Underlying Funds<sup>4</sup>



## Fund Allocation



## Important Notice

This document has been created for information purposes only and has been compiled from sources believed to be reliable. None of Credo, its directors, officers or employees accepts liability for any loss arising from the use hereof or reliance hereon or for any act or omission by any such person, or makes any representations as to its accuracy and completeness. This document does not constitute an offer or solicitation to invest, it is not advice or a personal recommendation nor does it take into account the particular investment objectives, financial situation or needs of individual clients and if you are interested in any of the information contained herein, it is recommended that you seek advice concerning suitability from your investment advisor. Investors are warned that past performance is not necessarily a guide to future performance, income is not guaranteed, share prices may go up or down and you may not get back the original capital invested. The value of your investment may also rise or fall due to changes in tax rates and rates of exchange if different to the currency in which you measure your wealth. Credo Capital plc is authorised and regulated by the Financial Conduct Authority and is an Authorised Financial Services Provider; FSP No: 9757.

(5) Performance figures are based on a notional portfolio, denominated in US dollar, designed to track the holdings of the Credo Multi-Asset 70/30 Portfolio. Portfolio incorporates all additions and removals. Portfolio may not be fully invested at a point in time and therefore can hold a portion of assets in cash. Performance is calculated before any fees (which can vary depending on the level of service).

(6) Benchmark comprised of 70% MSCI World NTR, 15% iBoxx USD Corporates TR, 5% iBoxx US Treasuries TR, 5% Bloomberg Commodities TR, 5% USD Cash.

(7) Figures represent portfolio volatility, calculated using daily return data, annualised.

(8) Source: Bloomberg pricing as of 31/03/2017 close. All portfolio performance is calculated using Bloomberg PORT.