

Strategy & Objective

The Credo Multi-Asset Portfolios provide investors with diversified exposure to global assets through mutual funds and ETFs. The portfolios apply Credo's value orientated investment philosophy across asset classes with the aim of providing long term exposure to both traditional and alternative assets. The 45/55 portfolio has a strategic asset allocation consisting of 45% in equities and 55% in all other asset classes – the actual portfolio allocation at any point in time will reflect tactical positioning based on prevailing investment opportunities.

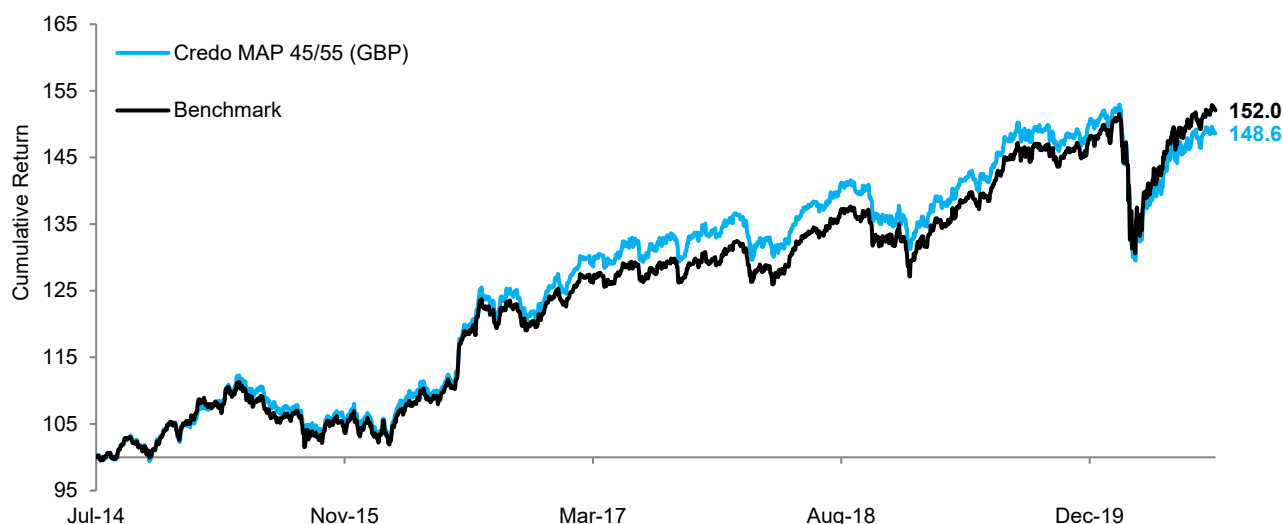
Portfolio Performance (GBP)¹

Return (%)	Annualised						
	S. Inception	5 Years	3 Years	1 Year	3 Month	1 Month	YTD
Multi Asset - 45/55	6.6	7.2	3.6	-0.2	2.8	1.5	-0.5
Benchmark²	7.0	7.9	5.4	3.7	3.1	1.8	3.6
Relative	-0.4	-0.7	-1.8	-3.9	-0.3	-0.3	-4.1

Market Commentary

August was largely a positive month for global equity markets despite the coronavirus pandemic continuing to dominate headlines. In the US, the number of new daily cases started to decline. However, in European regions, such as Spain and France, fears of a second wave took hold as the number of new daily cases increased. The S&P 500, FTSE 100 and Euro STOXX were up 7.2%, 1.8% and 3.2% respectively. The US presidential campaign gained momentum with the announcement of Kamala Harris as Joe Biden's running mate and the nomination of Donald Trump as the Republican nominee being confirmed. In the UK, Brexit negotiations resumed as EU and UK negotiators met in Brussels to discuss their future partnership. The yields for US, UK, and German 10-year bonds increased by 18, 21 and 13 basis point respectively. The pound was up 2.2% against the US dollar and 0.8% against the euro.

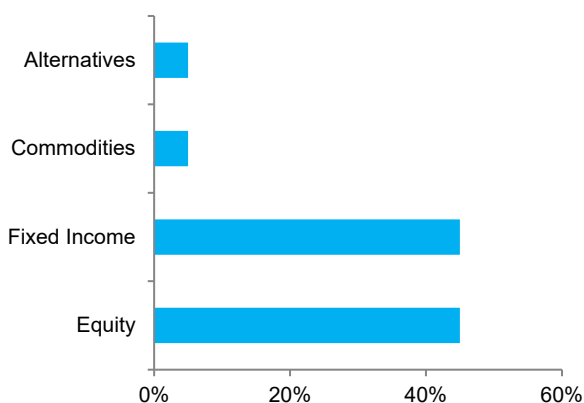
Performance Since Inception (01/07/2014)³



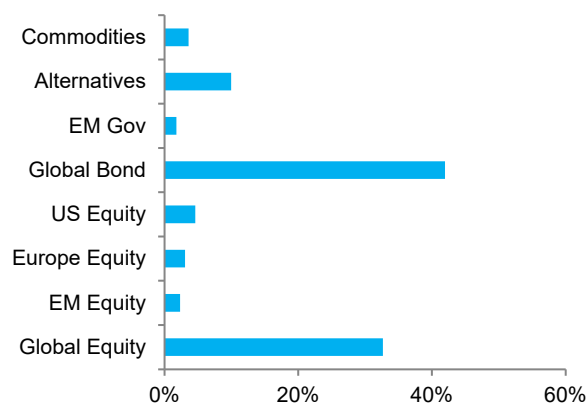
Sample Holdings

	TER (%)	Weight (%)
Ossiam STOXX 600 Equal Weight	0.35	3.2
Dimensional Global Targeted Value	0.56	5.2
L&G Longer Dated Commodities	0.30	3.7
Vanguard Global Minimum Volatility	0.22	3.6
iShares Global Agg Bond GBP hedged	0.10	22.1
Total		37.7

Strategic Asset Allocation



Fund Allocation



Important Notice

This document has been created for information purposes only and has been compiled from sources believed to be reliable. None of Credo, its directors, officers or employees accepts liability for any loss arising from the use hereof or reliance hereon or for any act or omission by any such person, or makes any representations as to its accuracy and completeness. This document does not constitute an offer or solicitation to invest, it is not advice or a personal recommendation nor does it take into account the particular investment objectives, financial situation or needs of individual clients and if you are interested in any of the information contained herein, it is recommended that you seek advice concerning suitability from your investment advisor. Investors are warned that past performance is not necessarily a guide to future performance, income is not guaranteed, share prices may go up or down and you may not get back the original capital invested. The value of your investment may also rise or fall due to changes in tax rates and rates of exchange if different to the currency in which you measure your wealth. Credo Capital Limited is authorised and regulated by the Financial Conduct Authority and is an Authorised Financial Services Provider; FSP No: 9757.

- (1) Performance figures are based on a notional portfolio, denominated in pound sterling, designed to track the holdings of the Credo Multi-Asset 45/55 Portfolio. Portfolio incorporates all additions and removals. Portfolio may not be fully invested at a point in time and therefore can hold a portion of assets in cash. Performance is calculated before any Credo fees (which can vary depending on the level of service) but after all underlying fund costs.
- (2) Benchmark comprised of 45% Morningstar Developed Markets NTR, 45% Bloomberg Barclays Global-Aggregate GBP Hedged, 5% Bloomberg Commodities TR, 5% GBP Cash.
- (3) Source: Bloomberg pricing as of 31/08/2020 close. All portfolio performance is calculated using Bloomberg PORT.

Strategy & Objective

The Credo Multi-Asset Portfolios provide investors with diversified exposure to global assets through mutual funds and ETFs. The portfolios apply Credo's value orientated investment philosophy across asset classes with the aim of providing long term exposure to both traditional and alternative assets. The 45/55 portfolio has a strategic asset allocation consisting of 45% in equities and 55% in all other asset classes – the actual portfolio allocation at any point in time will reflect tactical positioning based on prevailing investment opportunities.

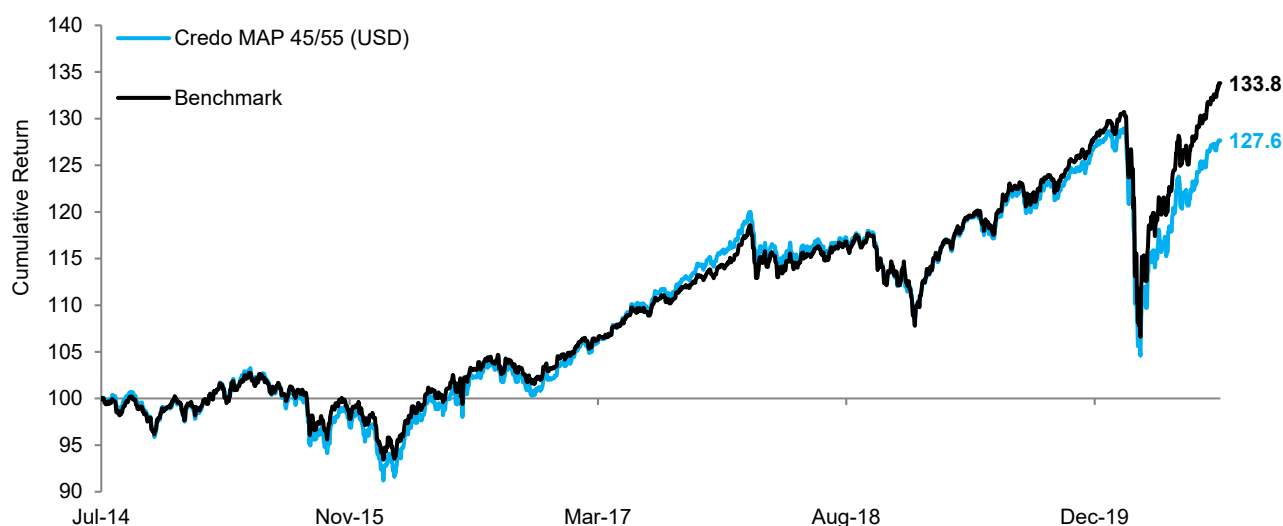
Portfolio Performance (USD)¹

Return (%)	Annualised						
	S. Inception	5 Years	3 Years	1 Year	3 Month	1 Month	YTD
Multi Asset - 45/55	4.0	5.6	4.5	5.1	6.5	2.3	0.3
Benchmark²	4.8	6.5	6.3	9.2	7.5	2.9	4.3
Relative	-0.8	-0.9	-1.8	-4.1	-1.0	-0.6	-4.0

Market Commentary

August was largely a positive month for global equity markets despite the coronavirus pandemic continuing to dominate headlines. In the US, the number of new daily cases started to decline. However, in European regions, such as Spain and France, fears of a second wave took hold as the number of new daily cases increased. The S&P 500, FTSE 100 and Euro STOXX were up 7.2%, 1.8% and 3.2% respectively. The US presidential campaign gained momentum with the announcement of Kamala Harris as Joe Biden's running mate and the nomination of Donald Trump as the Republican nominee being confirmed. In the UK, Brexit negotiations resumed as EU and UK negotiators met in Brussels to discuss their future partnership. The yields for US, UK, and German 10-year bonds increased by 18, 21 and 13 basis point respectively. The pound was up 2.2% against the US dollar and 0.8% against the euro.

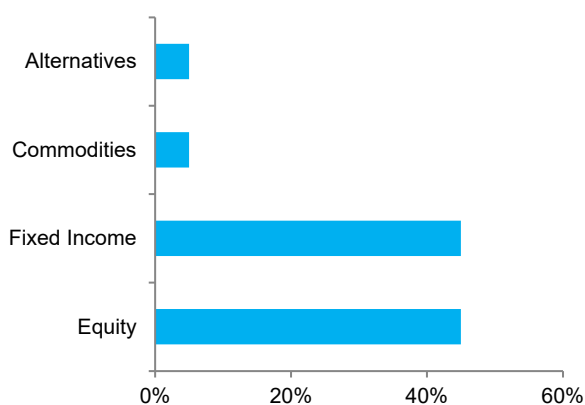
Performance Since Inception (01/07/2014)³



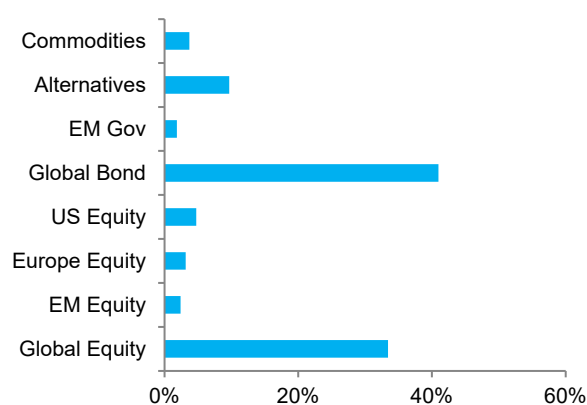
Sample Holdings

	TER (%)	Weight (%)
DB X-trackers S&P500 Equal Weight	0.25	4.9
Dimensional Global Targeted Value	0.56	5.4
L&G Longer Dated Commodities	0.30	3.8
Vanguard Global Minimum Volatility	0.22	3.7
iShares Global Agg Bond USD hedged	0.10	21.4
Total		39.3

Strategic Asset Allocation



Fund Allocation



Important Notice

This document has been created for information purposes only and has been compiled from sources believed to be reliable. None of Credo, its directors, officers or employees accepts liability for any loss arising from the use hereof or reliance hereon or for any act or omission by any such person, or makes any representations as to its accuracy and completeness. This document does not constitute an offer or solicitation to invest, it is not advice or a personal recommendation nor does it take into account the particular investment objectives, financial situation or needs of individual clients and if you are interested in any of the information contained herein, it is recommended that you seek advice concerning suitability from your investment advisor. Investors are warned that past performance is not necessarily a guide to future performance, income is not guaranteed, share prices may go up or down and you may not get back the original capital invested. The value of your investment may also rise or fall due to changes in tax rates and rates of exchange if different to the currency in which you measure your wealth. Credo Capital Limited is authorised and regulated by the Financial Conduct Authority and is an Authorised Financial Services Provider; FSP No: 9757.

(1) Performance figures are based on a notional portfolio, denominated in US dollar, designed to track the holdings of the Credo Multi-Asset 45/55 Portfolio. Portfolio incorporates all additions and removals. Portfolio may not be fully invested at a point in time and therefore can hold a portion of assets in cash. Performance is calculated before any Credo fees (which can vary depending on the level of service) but after all underlying fund costs.

(2) Benchmark comprised of 45% Morningstar Developed Markets NTR, 45% Bloomberg Barclays Global-Aggregate USD Hedged, 5% Bloomberg Commodities TR, 5% USD Cash.

(3) Source: Bloomberg pricing as of 31/08/2020 close. All portfolio performance is calculated using Bloomberg PORT.