

Strategy & Objective

The Best Ideas Portfolio is a diversified portfolio (not a fund) of global equities, which we believe to be well positioned to outperform the wider equity market over the longer term. The portfolio has a bias towards developed market, large capitalisation stocks.

Portfolio Performance (GBP)^{1,2}

Return (%)	Annualised						
	S. Inception	5 Years	3 Years	1 Year	3 Month	1 Month	YTD
Best Ideas Portfolio	10.4	11.5	6.5	-6.7	1.2	3.8	-10.3
MSCI World	11.1	13.5	8.5	6.2	5.6	4.5	4.4
Relative	-0.7	-2.0	-2.0	-12.9	-4.4	-0.7	-14.7

Risk (%)	Largest Drawdown	Volatility (Annualised)
Best Ideas Portfolio	30.4	14.7
MSCI World	26.2	15.1

Market Commentary

August was largely a positive month for global equity markets despite the coronavirus pandemic continuing to dominate headlines. In the US, the number of new daily cases started to decline. However, in European regions, such as Spain and France, fears of a second wave took hold as the number of new daily cases increased. The S&P 500, FTSE 100 and Euro STOXX were up 7.2%, 1.8% and 3.2% respectively. The US presidential campaign gained momentum with the announcement of Kamala Harris as Joe Biden's running mate and the nomination of Donald Trump as the Republican nominee being confirmed. In the UK, Brexit negotiations resumed as EU and UK negotiators met in Brussels to discuss their future partnership. The yields for US, UK, and German 10-year bonds increased by 18, 21 and 13 basis point respectively. The pound was up 2.2% against the US dollar and 0.8% against the euro.

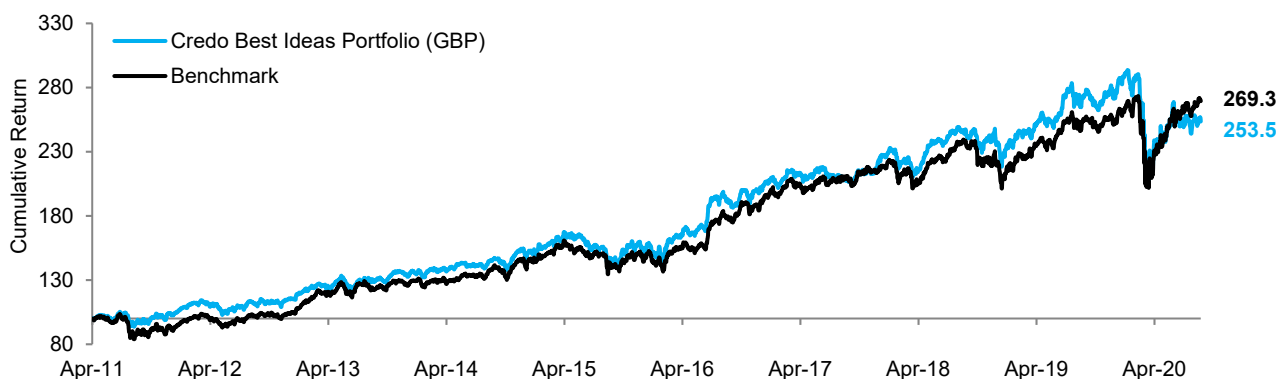
Key Contributors to Return

Alibaba's shares increased by 14.4% after the company's financial arm, Ant Group, officially filed for an IPO, confirming speculations from last month. AIA Group's shares increased by 13.9% after the company's new president presented an optimistic vision for future expansion in China.

Key Detractors from Return

Ardale Global Education's shares declined by 3.3% after the company missed consensus expectation for profit in the last quarter. BP's shares declined by 2.7% amid weakness in the sector.

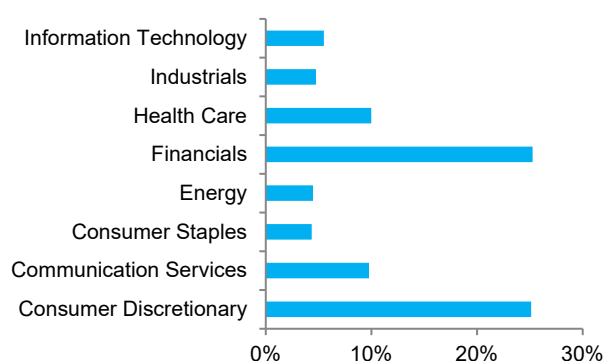
Performance Since Inception (14/04/2011)²



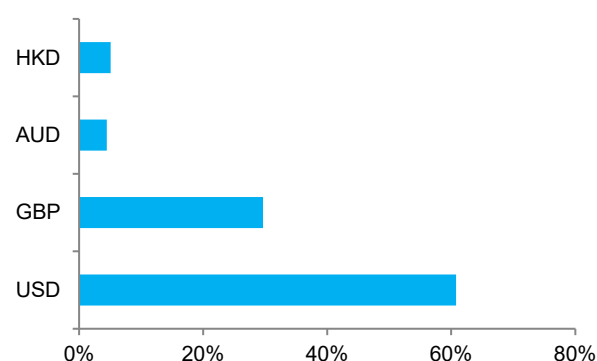
Sample Portfolio Statistics²

	Current Price	Trailing 12 Month P/E	12 Month Forward P/E	Dividend Yield
Adtalem Global Education Inc	\$33.2	14.4x	11.9x	0.0%
BP plc	264p	N/A	19.1x	6.1%
HCA Healthcare Inc	\$135.7	12.3x	12.1x	0.0%
Total Portfolio Average		26.2x	17.3x	1.6%
MSCI World		29.9x	21.1x	2.1%

Sector Allocation



Currency Allocation



Investment Philosophy

Credo's investment philosophy is based on the following tenets:

- We believe that wealth is best created and preserved through patient and disciplined investing, with a focus on the long term
- We follow a value-based approach to investing
- We seek to invest in high quality companies that are attractively priced relative to their future business prospects
- We believe that the market's short-term focus creates opportunities for those willing to concentrate on underlying business performance
- We view risk as permanent losses of capital and not in terms of short-term volatility

Important Notice

This document has been created for information purposes only and has been compiled from sources believed to be reliable. None of Credo, its directors, officers or employees accepts liability for any loss arising from the use hereof or reliance hereon or for any act or omission by any such person, or makes any representations as to its accuracy and completeness. This document does not constitute an offer or solicitation to invest, it is not advice or a personal recommendation nor does it take into account the particular investment objectives, financial situation or needs of individual clients and if you are interested in any of the information contained herein, it is recommended that you seek advice concerning suitability from your investment advisor. Investors are warned that past performance is not necessarily a guide to future performance, income is not guaranteed, share prices may go up or down and you may not get back the original capital invested. The value of your investment may also rise or fall due to changes in tax rates and rates of exchange if different to the currency in which you measure your wealth. Credo Capital Limited is authorised and regulated by the Financial Conduct Authority and is an Authorised Financial Services Provider; FSP No: 9757.

(1) Performance figures are based on a notional portfolio, denominated in pound sterling, designed to track the holdings of the Credo Best Ideas Portfolio. Portfolio incorporates all additions and removals, rebalancing all holdings to a 5% weighting in the process. Portfolio may not be fully invested at a point in time and therefore can hold a portion of assets in cash, which is assumed to be held in the relevant reporting currency of the portfolio. Portfolio and Benchmark performance is calculated before any fees and includes reinvested dividends net of withholding tax.

(2) Source: Bloomberg pricing as of 31/08/2020 close. All portfolio performance is calculated using Bloomberg PORT, rounded to 1 decimal place.

Strategy & Objective

The Best Ideas Portfolio is a diversified portfolio (not a fund) of global equities, which we believe to be well positioned to outperform the wider equity market over the longer term. The portfolio has a bias towards developed market, large capitalisation stocks.

Portfolio Performance (USD)^{1,2}

Return (%)	Annualised						
	S. Inception	5 Years	3 Years	1 Year	3 Month	1 Month	YTD
Best Ideas Portfolio	8.4	8.8	8.2	2.0	8.9	5.8	-9.7
MSCI World	8.8	10.4	9.8	16.8	14.7	6.7	5.3
Relative	-0.4	-1.6	-1.6	-14.8	-5.8	-0.9	-15.0

Risk (%)	Largest Drawdown	Volatility (Annualised)
Best Ideas Portfolio	37.1	15.2
MSCI World	34.0	15.3

Market Commentary

August was largely a positive month for global equity markets despite the coronavirus pandemic continuing to dominate headlines. In the US, the number of new daily cases started to decline. However, in European regions, such as Spain and France, fears of a second wave took hold as the number of new daily cases increased. The S&P 500, FTSE 100 and Euro STOXX were up 7.2%, 1.8% and 3.2% respectively. The US presidential campaign gained momentum with the announcement of Kamala Harris as Joe Biden's running mate and the nomination of Donald Trump as the Republican nominee being confirmed. In the UK, Brexit negotiations resumed as EU and UK negotiators met in Brussels to discuss their future partnership. The yields for US, UK, and German 10-year bonds increased by 18, 21 and 13 basis point respectively. The pound was up 2.2% against the US dollar and 0.8% against the euro.

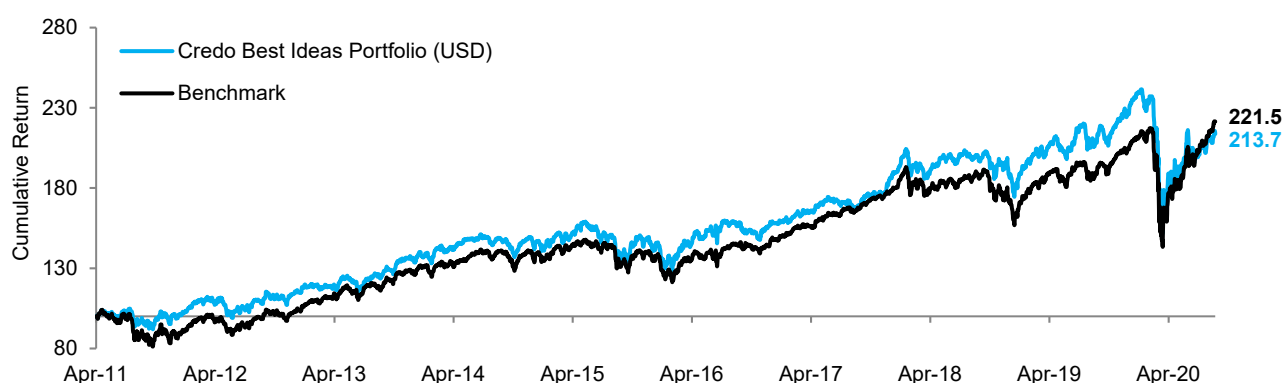
Key Contributors to Return

Alibaba's shares increased by 14.4% after the company's financial arm, Ant Group, officially filed for an IPO, confirming speculations from last month. AIA Group's shares increased by 13.9% after the company's new president presented an optimistic vision for future expansion in China.

Key Detractors from Return

Ardale Global Education's shares declined by 3.3% after the company missed consensus expectation for profit in the last quarter. BP's shares declined by 2.7% amid weakness in the sector.

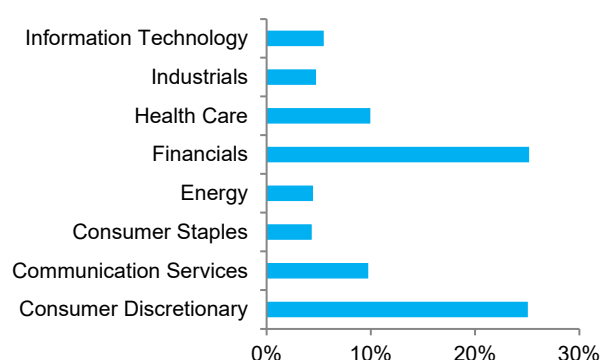
Performance Since Inception (14/04/2011)²



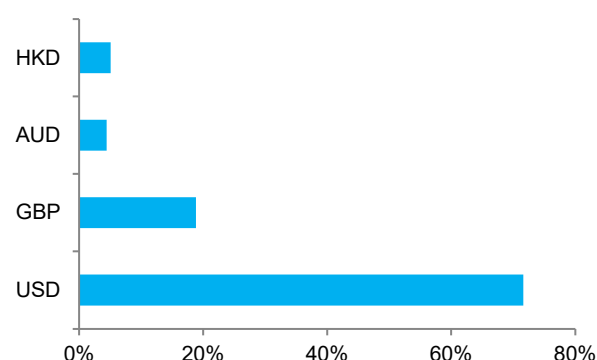
Sample Portfolio Statistics²

	Current Price	Trailing 12 Month P/E	12 Month Forward P/E	Dividend Yield
Adtalem Global Education Inc	\$33.2	14.4x	11.9x	0.0%
BP plc	264p	N/A	19.1x	6.1%
HCA Healthcare Inc	\$135.7	12.3x	12.1x	0.0%
Total Portfolio Average		26.1x	17.2x	1.6%
MSCI World		29.9x	21.1x	2.1%

Sector Allocation



Currency Allocation



Investment Philosophy

Credo's investment philosophy is based on the following tenets:

- We believe that wealth is best created and preserved through patient and disciplined investing, with a focus on the long term
- We follow a value-based approach to investing
- We seek to invest in high quality companies that are attractively priced relative to their future business prospects
- We believe that the market's short-term focus creates opportunities for those willing to concentrate on underlying business performance
- We view risk as permanent losses of capital and not in terms of short-term volatility

Important Notice

This document has been created for information purposes only and has been compiled from sources believed to be reliable. None of Credo, its directors, officers or employees accepts liability for any loss arising from the use hereof or reliance hereon or for any act or omission by any such person, or makes any representations as to its accuracy and completeness. This document does not constitute an offer or solicitation to invest, it is not advice or a personal recommendation nor does it take into account the particular investment objectives, financial situation or needs of individual clients and if you are interested in any of the information contained herein, it is recommended that you seek advice concerning suitability from your investment advisor. Investors are warned that past performance is not necessarily a guide to future performance, income is not guaranteed, share prices may go up or down and you may not get back the original capital invested. The value of your investment may also rise or fall due to changes in tax rates and rates of exchange if different to the currency in which you measure your wealth. Credo Capital Limited is authorised and regulated by the Financial Conduct Authority and is an Authorised Financial Services Provider; FSP No: 9757.

(1) Performance figures are based on a notional portfolio, denominated in US dollar, designed to track the holdings of the Credo Best Ideas Portfolio. Portfolio incorporates all additions and removals, rebalancing all holding to a 5% weighting in the process. Portfolio may not be fully invested at a point in time and therefore can hold a portion of assets in cash, which is assumed to be held in the relevant reporting currency of the portfolio. Portfolio and Benchmark performance is calculated before any fees and includes reinvested dividends net of withholding tax.

(2) Source: Bloomberg pricing as of 31/08/2020 close. All portfolio performance is calculated using Bloomberg PORT, rounded to 1 decimal place.