

STRATEGY & OBJECTIVE

The Best Ideas Portfolio is a diversified portfolio (not a fund) of global equities, which we believe to be well positioned to outperform the wider equity market over the longer term. The portfolio has a bias towards developed market, large capitalisation stocks.

PORTFOLIO PERFORMANCE (GBP)^{1,2}

	Annualised						
Return (%)	S. Inception	5 Years	3 Years	1 Year	3 Months	1 Month	YTD
Best Ideas Portfolio	12.3	12.8	13.1	21.8	14.0	3.3	14.0
MSCI World	11.7	12.7	11.9	22.4	10.1	3.2	10.1
Relative	0.5	0.1	1.2	-0.6	3.9	0.1	3.9

Risk (%)	Largest Drawdown	Volatility (Annualised)
Best Ideas Portfolio	30.4	14.8
MSCI World	26.2	15.1

MARKET COMMENTARY

Global equity markets remained positive in March amidst resilient economic data and Growth stocks continuing to show strength. Over the month, the DJIA, S&P 500, NASDAQ, Euro STOXX 50 and FTSE 100 all experienced positive returns of 2.2%, 3.2%, 1.8%, 4.4% and 4.8%, respectively and measured in their local currencies. The S&P 500 continued to set all-time highs, driven by returns from four of the so called “Magnificent 7” stocks, being Nvidia, Microsoft, Meta Platforms, and Amazon, as their gains accounted for 47% of the S&P 500 total return for the year to the end of March. In fixed income markets, yields on US, UK and German 10-year bonds fell by 5.0, 19.1, and 11.3 basis points, driven by shifts in investor expectations around the timing and pace of changes to interest rates. Brent Crude oil was up 7.1% over the month due to the ongoing conflict in the Middle East. The pound was flat against the US dollar and up by 0.1% against the euro.

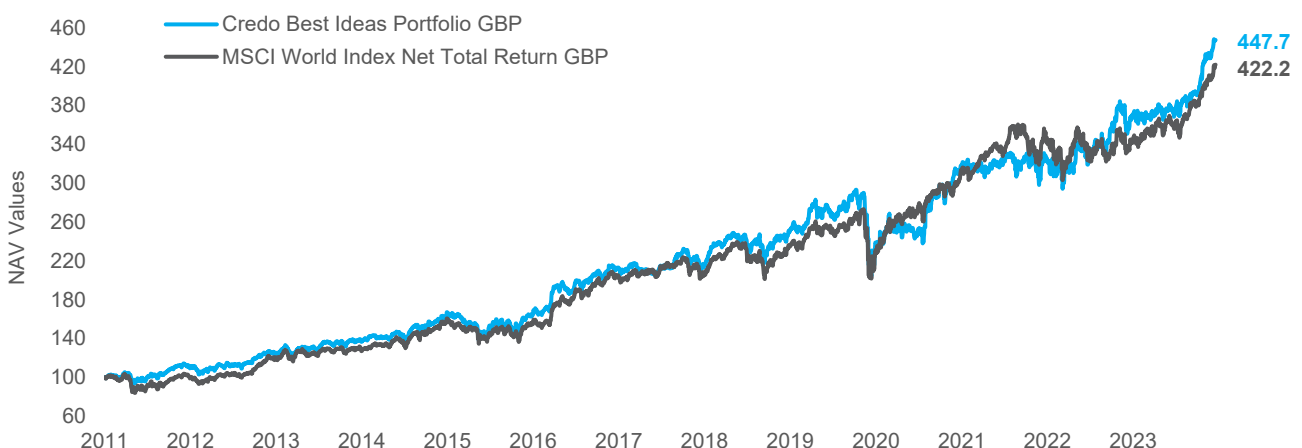
Key Contributors to Return

The Walt Disney Company’s shares increased by 9.6% after its CEO commented the company was trending to exceed its cash flow generation guidance and after broker upgrades. Progressive Corp’s shares increased by 9.1% after broker upgrades and reported February results which showed a 7% increase in policies compared to last year.

Key Detractors from Return

Prudential’s shares declined by 3.0% after the seemingly negative sentiment towards companies with exposure to Hong Kong and Chinese equity markets prevailed. Flutter Entertainment’s shares declined by 7.7% after the company reported strong results which were overshadowed by regulatory developments in the US that could imply tougher rules and higher taxes for the whole industry.

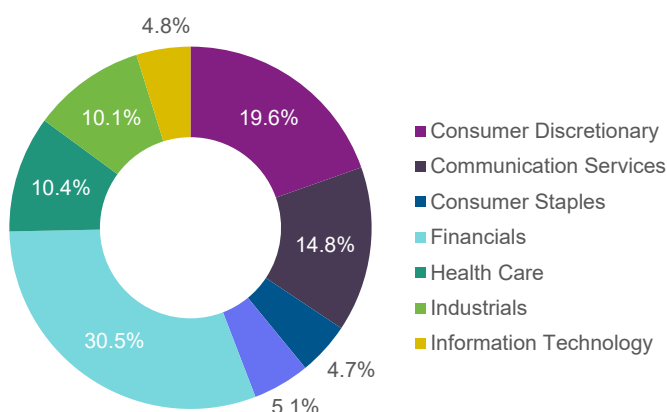
PERFORMANCE SINCE INCEPTION²



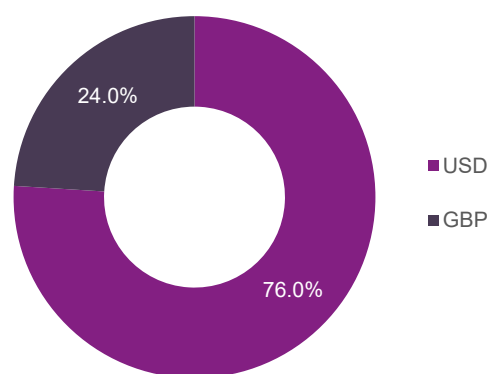
SAMPLE PORTFOLIO STATISTICS²

	Current Price	Trailing 12 Month P/E	12 Month Forward P/E	Dividend Yield
British American Tobacco plc	2406p	6.5x	6.5x	9.6%
Chubb Ltd	\$259.1	11.9x	12.0x	1.3%
Meta Platforms Inc-Class A	\$485.6	28.2x	23.1x	0.1%
Total Portfolio Average		27.4x	14.6x	1.7%
MSCI World		21.6x	19.4x	1.8%

SECTOR ALLOCATION



CURRENCY ALLOCATION



INVESTMENT PHILOSOPHY

CreDO's investment philosophy is based on the following tenets:

- We believe that wealth is best created and preserved through patient and disciplined investing, with a focus on the long term
- We follow a value-based approach to investing
- We seek to invest in high quality companies that are attractively priced relative to their future business prospects
- We believe that the market's short-term focus creates opportunities for those willing to concentrate on underlying business performance
- We view risk as permanent losses of capital and not in terms of short-term volatility

IMPORTANT NOTICE

This document has been created for information purposes only and has been compiled from sources believed to be reliable. None of CreDO, its directors, officers or employees accepts liability for any loss arising from the use hereof or reliance hereon or for any act or omission by any such person, or makes any representations as to its accuracy and completeness. This document does not constitute an offer or solicitation to invest, it is not advice or a personal recommendation nor does it take into account the particular investment objectives, financial situation or needs of individual clients and if you are interested in any of the information contained herein, it is recommended that you seek advice concerning suitability from your investment advisor. Investors are warned that past performance is not necessarily a guide to future performance, income is not guaranteed, share prices may go up or down and you may not get back the original capital invested. The value of your investment may also rise or fall due to changes in tax rates and rates of exchange if different to the currency in which you measure your wealth. CreDO Capital Limited is authorised and regulated by the Financial Conduct Authority in the United Kingdom, FRN 192204; is an Authorised Financial Services Provider in South Africa; FSP No: 9757 and is a member of the London Stock Exchange.

(1) Performance figures are based on a notional portfolio, denominated in pound sterling, designed to track the holdings of the CreDO Best Ideas Portfolio. Portfolio incorporates all additions and removals, rebalancing all holding to a 5% weighting in the process. Portfolio may not be fully invested at a point in time and therefore can hold a portion of assets in cash, which is assumed to be held in the relevant reporting currency of the portfolio. Portfolio performance is calculated before any fees and includes reinvested dividends net of withholding tax. Inception date: 14/04/2011.

(2) Source: Bloomberg pricing as of 28/03/2024 close. All portfolio performance is calculated using Bloomberg PORT.

STRATEGY & OBJECTIVE

The Best Ideas Portfolio is a diversified portfolio (not a fund) of global equities, which we believe to be well positioned to outperform the wider equity market over the longer term. The portfolio has a bias towards developed market, large capitalisation stocks.

PORTFOLIO PERFORMANCE (USD)^{1,2}

	Annualised						
Return (%)	S. Inception	5 Years	3 Years	1 Year	3 Months	1 Month	YTD
Best Ideas Portfolio	10.3	12.2	9.7	24.3	12.7	3.3	12.7
MSCI World	9.6	12.1	8.6	25.1	8.9	3.2	8.9
Relative	0.7	0.1	1.1	-0.8	3.8	0.1	3.8

Risk (%)	Largest Drawdown	Volatility (Annualised)
Best Ideas Portfolio	37.1	15.3
MSCI World	34.0	15.1

MARKET COMMENTARY

Global equity markets remained positive in March amidst resilient economic data and Growth stocks continuing to show strength. Over the month, the DJIA, S&P 500, NASDAQ, Euro STOXX 50 and FTSE 100 all experienced positive returns of 2.2%, 3.2%, 1.8%, 4.4% and 4.8%, respectively and measured in their local currencies. The S&P 500 continued to set all-time highs, driven by returns from four of the so called “Magnificent 7” stocks, being Nvidia, Microsoft, Meta Platforms, and Amazon, as their gains accounted for 47% of the S&P 500 total return for the year to the end of March. In fixed income markets, yields on US, UK and German 10-year bonds fell by 5.0, 19.1, and 11.3 basis points, driven by shifts in investor expectations around the timing and pace of changes to interest rates. Brent Crude oil was up 7.1% over the month due to the ongoing conflict in the Middle East. The pound was flat against the US dollar and up by 0.1% against the euro.

Key Contributors to Return

The Walt Disney Company’s shares increased by 9.6% after its CEO commented the company was trending to exceed its cash flow generation guidance and after broker upgrades. Progressive Corp’s shares increased by 9.1% after broker upgrades and reported February results which showed a 7% increase in policies compared to last year.

Key Detractors from Return

Prudential’s shares declined by 3.0% after the seemingly negative sentiment towards companies with exposure to Hong Kong and Chinese equity markets prevailed. Flutter Entertainment’s shares declined by 7.7% after the company reported strong results which were overshadowed by regulatory developments in the US that could imply tougher rules and higher taxes for the whole industry.

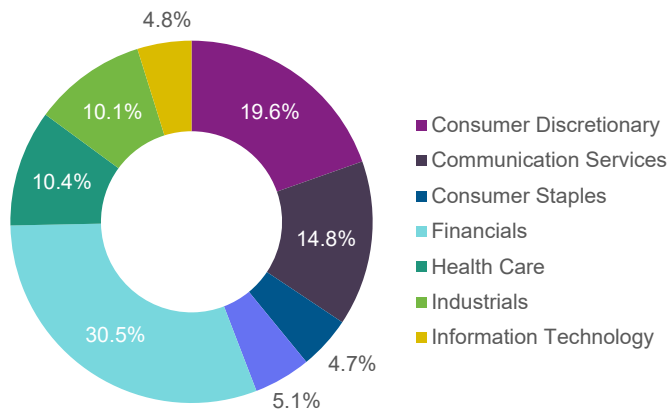
PERFORMANCE SINCE INCEPTION²



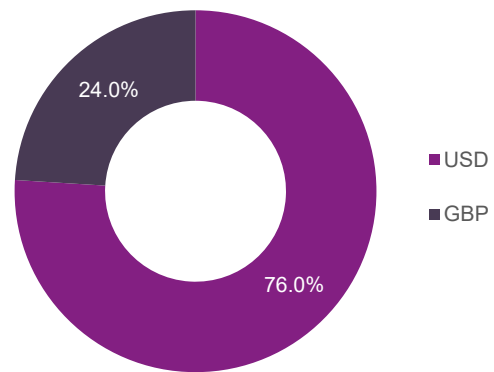
SAMPLE PORTFOLIO STATISTICS²

	Current Price	Trailing 12 Month P/E	12 Month Forward P/E	Dividend Yield
British American Tobacco plc	2406p	6.5x	6.5x	9.6%
Chubb Ltd	\$259.1	11.9x	12.0x	1.3%
Meta Platforms Inc-Class A	\$485.6	28.2x	23.1x	0.1%
Total Portfolio Average		27.4x	14.6x	1.7%
MSCI World		21.6x	19.4x	1.8%

SECTOR ALLOCATION



CURRENCY ALLOCATION



INVESTMENT PHILOSOPHY

Credo's investment philosophy is based on the following tenets:

- We believe that wealth is best created and preserved through patient and disciplined investing, with a focus on the long term
- We follow a value-based approach to investing
- We seek to invest in high quality companies that are attractively priced relative to their future business prospects
- We believe that the market's short-term focus creates opportunities for those willing to concentrate on underlying business performance
- We view risk as permanent losses of capital and not in terms of short-term volatility

IMPORTANT NOTICE

This document has been created for information purposes only and has been compiled from sources believed to be reliable. None of Credo, its directors, officers or employees accepts liability for any loss arising from the use hereof or reliance hereon or for any act or omission by any such person, or makes any representations as to its accuracy and completeness. This document does not constitute an offer or solicitation to invest, it is not advice or a personal recommendation nor does it take into account the particular investment objectives, financial situation or needs of individual clients and if you are interested in any of the information contained herein, it is recommended that you seek advice concerning suitability from your investment advisor. Investors are warned that past performance is not necessarily a guide to future performance, income is not guaranteed, share prices may go up or down and you may not get back the original capital invested. The value of your investment may also rise or fall due to changes in tax rates and rates of exchange if different to the currency in which you measure your wealth. Credo Capital Limited is authorised and regulated by the Financial Conduct Authority in the United Kingdom, FRN 192204; is an Authorised Financial Services Provider in South Africa; FSP No: 9757 and is a member of the London Stock Exchange.

(1) Performance figures are based on a notional portfolio, denominated in US dollar, designed to track the holdings of the Credo Best Ideas Portfolio. Portfolio incorporates all additions and removals, rebalancing all holding to a 5% weighting in the process. Portfolio may not be fully invested at a point in time and therefore can hold a portion of assets in cash, which is assumed to be held in the relevant reporting currency of the portfolio. Portfolio performance is calculated before any fees and includes reinvested dividends net of withholding tax. Inception date: 14/04/2011.

(2) Source: Bloomberg pricing as of 28/03/2024 close. All portfolio performance is calculated using Bloomberg PORT.